

### Compatibility

- Windows 7/8/8.1
- Mac OS X
- Acano
- Adobe Connect
- BlueJeans
- Cisco Jabber
- Cisco WebEx
- Easymeeting
- Facetime
- Fuzebox
- Google Hangout
- GoToMeeting
- Lifesize
- Skype for Business(Lync)
- Polycom RealPresence
- Radavision
- Spontania
- Skype
- TurboMeeting.US
- Vidyo
- Vsee
- Zoom.US
- Google Hangouts on Air
- YouTube Live


### Features

- 3X Optical Zoom
- USB 3.0 \*(requires quad core processor)
- USB 2.0 \*(640x480 only)
- RS-232
- 1920 x 1080
- 90° Field of View
- Up to 60fps
- 64 Presets

The HuddleCamHD 3X Wide is ideal for a small to medium sized meeting rooms. Comes standard with certified SONY lens

## HuddleCamHD

Model Number: HC3XW-GY-G2



- 1. Lens**  
3x Optical Zoom
- 2. IR Receiver**  
To receive IR remote controller signal
- 3. Power LED**  
Blue LED blinks when unit is powered
- 4. Standby LED**  
Orange LED blinks for Stand-By status

- 5. USB 3.0 Interface**  
For connection to PC USB 3.0 port (also compatible with USB 2.0 port and driver)
- 6. IR Selective Switch**  
When using only one remote to control more than one camera, this switch will assign a unique ID to each camera

- 7. VISCA IN Port**  
For hard wired remote control from a 3rd party PC, joystick, etc...
- 8. VISCA OUT Port/RS485**  
Used for daisy chaining multiple cameras for RS-232 RS-485 control
- 9. DC IN 12V Socket**  
Only use the Power Adapter supplied with this camera

### Specifications

#### Camera & Lens

Video CMOS Sensor	1/2.8" CMOS, 2.0 Mega Pixel
Frame Rate	30fps 1920 x 1080p, 60fps 1280 x 720p
Lens Zoom	3X Optical Zoom 12X Digital Zoom f=3 9mm
Field of View	23° (tele) 90° (wide)
Min Lux	0.25 at F 1.2
White Balance	Auto/Manual/Outdoor/Indoor/One Push/ATW

#### What's in the Box

3X Zoom USB 3.0 Camera
12V/2.0A DC Power Adapter
Installation Bracket & Screw
USB 3.0 Data Cable (3m), Serial Control Cable, RS-232C to RS-485 Cable
IR Remote Control
User Manual (Also Downloadable online)

**Pan/Tilt Movement**

Pan Movement	±355°
Tilt Rotation	up 90°, down 45°
Presets	64 Presets

**Rear Board Connectors**

High Definition Interface	USB 3.0
Controller Signal Interface	Mini DIN-8 (VISCA IN, VISCA OUT/RS485)
Controller Signal Config.	Dip-Switch Pin 7/TTL Signal
Baud Rate	9600 bds
Power Supply Interface	DC 12V 2A

**Electrical Index**

Power Supply Adapter	12V DC 2A
Input Voltage	12V DC (10.5-14V DC)
Input Power	24W (Max)
Working Environment	Indoor

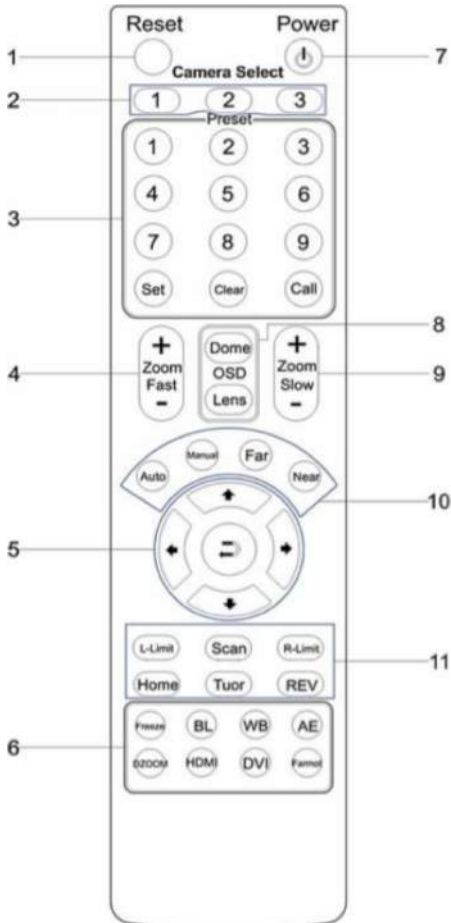
**Physical**

Material	Aluminum, Plastic
Dimensions	5.68"W x 6.38"H x 5.88"D (7.13" H w/ tilt up)
(W x H x D) mm	139mm x 152mm x 165mm (181mm H w/ tilt up)
Camera Weight	2.10 lbs (.95 kg)
Box Dimensions	11.86"x9.25"x9.5" (336mm x 234mm x 241mm)
Boxed Weight	5.50 lbs (2.49 kg)
Operating Temperature	32°F to + 113°F (0°C to 45°C)
Color	Silver Gray

**Quality Management System**

Certified ISO9001: 2008

**Remote Control**















- Reset**  
Restarts the camera and restores it to Factory Default settings. (Note: Will delete all memory)
- Camera Selection**  
Select Camera ID: 1, 2 or 3
- Preset Positions**  
1-9: Preset Positions  
Set: Setting Preset Position  
Clear: Clear Preset Position  
Call: Call Preset Position  
Note: If you want to set (or call) the first preset position to 1, you should press number key "1", then press "Set" (or "Call") to set (call) the position
- Fast Zoom in/out Control Zone**  
+ : Zoom in quickly  
- : Zoom out quickly
- Pan/Tilt Controller**  
  - ↑ Move Up
  - ↓ Move Down
  - ← Move Left
  - Move Right
  - ↻ Auto Pan
- Additional Function Zone**  
Freeze: Image Freeze  
BL: Back-light Compensation  
WB: White Balance  
AE: Auto Exposure  
D Zoom: Digital Zoom
- Power Supply Switch**  
Switch for turning camera on (i.e. Stand-By mode vs. Working mode)
- OSD Menu Zone**  
Dome OSD: Enter Pan Tilt Zoom OSD menu  
Lens OSD: Enter lens OSD menu
- Slow Zoom In/Out Zone**  
+ : Zoom in slowly  
- : Zoom out slowly
- Focus Control Zone**  
Auto: Turn on auto focus  
Manual: Turn on manual focus  
Far: Set focus at farther distance  
Near: Set focus at nearer distance
- Pan/Tilt Function Zone**  
L-Limit: Set left boundary limit scanning position  
Scan: Enable Boundary Scanning (Auto Panning)  
R-Limit: Set right boundary limit scanning position  
Home: Go to camera's Home position  
Tour: Enable automatic patrol tour of presets  
Rev: Enable image flip for ceiling mounting




Still have questions?  
Give us a call.

## From 3X - 30X, We've got you covered








### Product Line

	<b>HC3X-BK-G2</b>		<b>HC3X-WH-G2</b>	3X optical zoom, 36-81° HFOV, USB 2.0 video up to 1080P-30
	<b>HC10X-720-BK</b>		<b>HC10X-720-WH</b>	10X optical zoom, 7-57° HFOV, USB 2.0 video up to 720P-30
	<b>HC3XW-GY-G2</b>		<b>HC3XW-WH-G2</b>	3X optical zoom, 33-92° HFOV, USB 3.0 video up to 1080P-30
	<b>HC10X-GY-G3</b>		<b>HC10X-WH-G3</b>	10X optical zoom, 8-61° HFOV, USB 3.0 video up to 1080P-30
	<b>HC20X-GY-G2</b>		<b>HC20X-WH-G2</b>	20X optical zoom, 5-58° HFOV, USB 3.0 video up to 1080P-30
	<b>HC30X-GY-G2</b>		<b>HC30X-WH-G2</b>	30X optical zoom, 4-63° HFOV, USB 3.0 video up to 1080P-30




### Control Accessories

	<b>HC-JOY</b>	RS232, RS485, RS422, 3D Joystick and Keyboard, VISCA, Pelco-P, Pelco-D
	<b>DB9M-F-xx</b>	Extension Cable, DB9M-F, Plenum, 4 lengths shown in ft. (xx=25, 50, 75, 100)
	<b>VISCA-xx</b>	Daisy Chain Cable, miniDIN8-MM, Plenum, 4 lgs in ft. (xx=25, 50, 75, 100)

### Mounting Accessories

	<b>HCM-1-BK</b>		<b>HCM-1-WH</b>	Small Wall Mount, mounts directly to wall or box with supplied hardware
	<b>HCM-2-BK</b>		<b>HCM-2-WH</b>	Large Wall Mount, mounts directly to wall or box with supplied hardware
	<b>HCM-1C-WH</b>			Small Open Ceiling Mount, mounts to 1"NPT pipe
	<b>HCM-2C-WH</b>			Large Open Base Ceiling Mount, mounts to 1"NPT pipe
	<b>PT-CM-1-BK</b>			Surface Ceiling Mount, mounts directly to ceil or box w/ supplied hardware

### Conference Audio

	<b>HP-AIR-BK</b>		<b>HP-AIR-WH</b>	Wireless Speakerphone with USB receiver
	<b>HP-AIR-BA-BK</b>			Wireless Speakerphone with USB receiver and external amplifier feed

