

Compatibility

- Windows 7/8/8.1
- Mac OS X
- Acano
- Adobe Connect
- BlueJeans
- Cisco Jabber
- Cisco WebEx
- Easymeeting
- Facetime
- Fuzebox
- Google Hangout
- GoToMeeting
- Lifesize
- Skype for Business(Lync)
- Polycom RealPresence
- Radavision
- Spontania
- Skype
- TurboMeeting.US
- Vidyo
- Vsee
- Zoom.US
- Google Hangouts on Air
- YouTube Live


Features

- 20X Optical Zoom
- USB 3.0 *(requires quad core processor)
- USB 2.0 *(640x480 only)
- RS-232
- 1920 x 1080
- 58° Field of View
- Up to 60fps
- 64 Presets

The HuddleCamHD 20X Gen 2 is ideal for medium to large sized meeting rooms. Comes standard with a certified SONY lens

HuddleCamHD

Model Number: HC20X-GY-G2



- 1. Lens**
3x Optical Zoom
- 2. IR Receiver**
To receive IR remote controller signal
- 3. Power LED**
Blue LED blinks when unit is powered
- 4. Standby LED**
Orange LED blinks for Stand-By status

- 5. IR Receiver**
To receive IR remote controller signal
- 6. USB 3.0 Interface**
For connection to PC USB 3.0 port (also compatible with USB 2.0 port and driver)
- 7. IR Selective Switch**
When using only one remote to control more than one camera, this switch will assign a unique ID to each camera
- 8. VISCA IN Port**
For hard wired remote control from a 3rd party PC, joystick, etc...
- 9. VISCA OUT Port/RS485**
Used for daisy chaining multiple cameras for RS-232 RS-485 control
- 10. DC IN 12V Socket**
Only use the Power Adapter supplied with this camera



Specifications

Camera & Lens

Video CMOS Sensor	1/2.8" CMOS 2.0 Mega Pixel
Frame Rate	30fps 1920 x 1080p, 30fps 1280 x 720p
Lens Zoom	20X Optical Zoom, 12X Digital Zoom f=4.7-90mm
Field of View	5° (tele) to 58° (wide)
Min Lux	0.5 Lux
White Balance	Auto/Manual/Outdoor/Indoor/One Push/ATW

What's in the Box

20X Zoom USB 3.0 Camera
12V/2.0A DC Power Adapter
Installation Bracket & Screws
USB 3.0 Data Cable (3m), Serial Control Cable, RS-232C to RS-485 Cable
IR Remote Control
User Manual (Also Downloadable Online)

Pan/Tilt Movement

Pan Movement	0-355°
Tilt Rotation	Up: 90°, Down: 45°
Presets	64 Presets, 4 Patrol lines

Rear Board Connectors

Video Interface	USB 3.0
Control Signal Interface	Mini DIN-8 (VISCA IN, VISCA OUT/RS485)
Control Signal Config.	DIP-Switch Pin 7/TTL Signal
Baud Rate	9600 bps
Power Supply Interface	DC 12V 2A

Electrical Index

Power Supply Adapter	12V DC 2A
Input Voltage	12V DC (10.5-14V DC)
Input Power	24W (Max)
Working Environment	Indoor

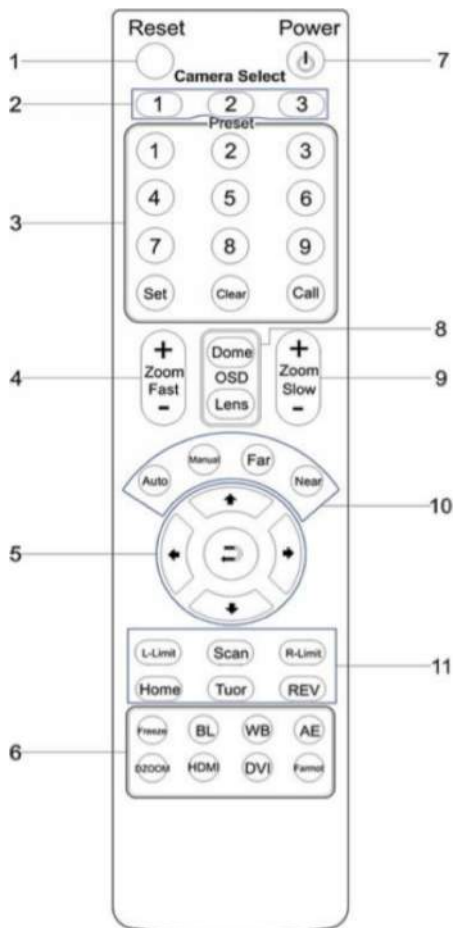
Physical

Material	Aluminum, Plastic
Dimensions	5.68"W x 5.63"H x 5.88"D (7" H w/ Tilt up)
(W x H x D) mm	145mm x 143mm x 150mm (178mm H w/ Tilt up)
Camera Weight	2.52 lbs (1.14 kg)
Box Dimensions	13.25"x9.25"x9.5" (337mm x 235mm x 242mm)
Boxed Weight	5.8 lbs (2.63 kg)
Operating Temperature	32°F to + 113°F (0°C to 45°C)
Color	Silver Gray

Quality Management System

Certified ISO9001: 2008

Remote Contol















1. **Reset**
Restarts the camera and restores it to Factory Default settings. (Note: Will delete all memory)
2. **Camera Selection**
Select Camera ID: 1, 2 or 3
3. **Preset Positions**
1-9: Preset Positions
Set: Setting Preset Position
Clear: Clear Preset Position
Call: Call Preset Position
Note: If you want to set (or call) the first preset position to 1, you should press number key "1", then press "Set" (or "Call") to set (call) the position
4. **Fast Zoom in/out Control Zone**
+ : Zoom in quickly
- : Zoom out quickly
5. **Pan/Tilt Controller**
 - ↑ Move Up
 - ↓ Move Down
 - ← Move Left
 - Move Right
 - ↻ Auto Pan
6. **Additional Function Zone**
Freeze: Image Freeze
BL: Back-light Compensation
WB: White Balance
AE: Auto Exposure
D Zoom: Digital Zoom
7. **Power Supply Switch**
Switch for turning camera on (i.e. Stand-By mode vs. Working mode)
8. **OSD Menu Zone**
Dome OSD: Enter Pan Tilt Zoom OSD menu
Lens OSD: Enter lens OSD menu
9. **Slow Zoom In/Out Zone**
+ : Zoom in slowly
- : Zoom out slowly
10. **Focus Control Zone**
Auto: Turn on auto focus
Manual: Turn on manual focus
Far: Set focus at farther distance
Near: Set focus at nearer distance
11. **Pan/Tilt Function Zone**
L-Limit: Set left boundary limit scanning position
Scan: Enable Boundary Scanning (Auto Panning)
R-Limit: Set right boundary limit scanning position
Home: Go to camera's Home position
Tour: Enable automatic patrol tour of presets
Rev: Enable image flip for ceiling mounting

Still have questions?
Give us a call.






From 3X - 30X, We've got you covered








Product Line

	HC3X-BK-G2		HC3X-WH-G2	3X optical zoom, 36-81° HFOV, USB 2.0 video up to 1080P-30
	HC10X-720-BK		HC10X-720-WH	10X optical zoom, 7-57° HFOV, USB 2.0 video up to 720P-30
	HC3XW-GY-G2		HC3XW-WH-G2	3X optical zoom, 33-92° HFOV, USB 3.0 video up to 1080P-30
	HC10X-GY-G3		HC10X-WH-G3	10X optical zoom, 8-61° HFOV, USB 3.0 video up to 1080P-30
	HC20X-GY-G2		HC20X-WH-G2	20X optical zoom, 5-58° HFOV, USB 3.0 video up to 1080P-30
	HC30X-GY-G2		HC30X-WH-G2	30X optical zoom, 4-63° HFOV, USB 3.0 video up to 1080P-30




Control Accessories

	HC-JOY	RS232, RS485, RS422, 3D Joystick and Keyboard, VISCA, Pelco-P, Pelco-D
	DB9M-F-xx	Extension Cable, DB9M-F, Plenum, 4 lengths shown in ft. (xx=25, 50, 75, 100)
	VISCA-xx	Daisy Chain Cable, miniDIN8-MM, Plenum, 4 lgs in ft. (xx=25, 50, 75, 100)

Mounting Accessories

	HCM-1-BK		HCM-1-WH	Small Wall Mount, mounts directly to wall or box with supplied hardware
	HCM-2-BK		HCM-2-WH	Large Wall Mount, mounts directly to wall or box with supplied hardware
	HCM-1C-WH	Small Open Ceiling Mount, mounts to 1"NPT pipe		
	HCM-2C-WH	Large Open Base Ceiling Mount, mounts to 1"NPT pipe		
	PT-CM-1-BK	Surface Ceiling Mount, mounts directly to ceil or box w/ supplied hardware		

Conference Audio

	HP-AIR-BK		HP-AIR-WH	Wireless Speakerphone with USB receiver
	HP-AIR-BA-BK	Wireless Speakerphone with USB receiver and external amplifier feed		

